

LINSEIS

pushing boundaries



**MEGA
LAB**

Tel. 2310855844, 2106452848

Email. contact@megalab.gr

www.megalab.gr

PRODUCT OVERVIEW

Thermal Analysis,
Thermo Physical
Properties &
Calorimetry





Since 1957 LINSEIS Corporation has been delivering outstanding service, know-how and leading innovative products in the field of thermal analysis and thermo-physical properties.

Customer satisfaction, innovation, flexibility, and high quality are what LINSEIS represents. Thanks to these fundamentals, our company enjoys an exceptional reputation among the leading scientific and industrial organizations. LINSEIS has been offering highly innovative benchmark products for many years.

The LINSEIS business unit of thermal analysis is involved in the complete range of thermoanalytical equipment for R&D as well as quality control. We support applications in sectors such as polymers, chemical industry, inorganic building materials, and environmental analytics. In addition, thermophysical properties of solids and liquids can be analyzed.

Rooted in a strong family tradition, LINSEIS is proudly steered into its third generation, maintaining its core values and commitment to excellence, which have been passed down through the family leadership. This generational continuity strengthens our dedication to innovation and quality, embodying the essence of a true family-run business.

LINSEIS provides technological leadership. We develop and manufacture thermoanalytic and thermophysical testing equipment to the highest standards and precision. Due to our innovative drive and precision, we are a leading manufacturer of thermal analysis equipment.

The development of thermoanalytical testing machines requires significant research and a high degree of precision. LINSEIS Corp. invests in this research to the benefit of our customers.

C L A U S L I N S E I S
C E O D I P L . P H Y S .



To strive for the best due diligence and accountability is part of our DNA. Our history is affected by German engineering and strict quality control.

We want to deliver the latest and best technology for our customers. LINSEIS continues to innovate and enhance our existing thermal analyzers. Our goal is to constantly develop new technologies to enable continued discovery in Science.



Engineering & Innovation

Thermal Analysis, Thermophysical Properties & Calorimetry

The characterization of thermal and thermophysical properties is a central component of modern materials science. Whether polymers, metals, ceramics, semiconductors, batteries, or thin films—every material reacts to temperature, atmosphere, or mechanical stress with specific changes. These reactions significantly determine the functionality and reliability of a product.

Thermal analysis methods, calorimetry, and thermophysical methods provide the relevant parameters for this.

Method of measurement	Page
Calorimetry	10
Simultaneous Thermal Analysis (STA)	14
Thermogravimetry (TGA)	15
Gravimetric Sorption Analysis (GSA)	16
Thermomechanical Analysis (TMA)	17
Dilatometry (DIL)	20
Thermal Conductivity	26
Electrical Properties	30



Applications

Applications



Automotive & Aviation



Building Materials



Batteries



Chemistry



Thin Films



Research



Semiconductors & Electronics



Nuclear & Energy




Hydrogen Technology



Ceramic & Glasses



Pharmacy & Food




Polymers



Metals & Alloys



Life Science



Enzymes & Proteins

Linseis Service



Customized Solutions - The Linseis Advantage

At Linseis, we believe that every measurement challenge is unique — and so should be your instrument.

While many suppliers rely on standardized configurations, Linseis distinguishes itself through exceptional flexibility and the capability to deliver customer-specific adaptations in record time.

Our experienced engineering teams work hand in hand with you to design and implement fully customized solutions that meet your precise application requirements — whether that means a unique sensor configuration, an extended temperature range, or a specialized software integration.

With decades of experience and a modular product architecture, we turn customization into a standard service — fast, efficient, and reliable.

Choose Linseis and experience what true flexibility in thermal analysis and material characterization means.

Contact form





Service & Support

Redefining Ownership

When investing in analytical instrumentation, long-term value matters just as much as precision. That's why Linseis systems are engineered to deliver the lowest **Total Cost of Ownership** in their class — combining reliability, efficiency, and flexibility in every detail.

Our instruments are built with robust, high-quality components designed for longevity and minimal maintenance. This means fewer service interventions, shorter downtimes, and reduced operating costs over the entire product lifetime. Intelligent software updates and remote support further ensure that your system remains state-of-the-art, even years after installation.





Calorific

Overview
Calorimetry



Calorimetry

Calorimetry



DSC Overview


Measurable Properties

- Heat Capacity (C_p)
- Enthalpy (ΔH)
- Endo-/ Exothermic
- Phase changes
- Melting temperature (T_m)
- Heat of reaction
- Glass transition temperature (T_g)
- Crystallization temperature (T_c)
- Thermal stability
- Oxidative stability
- Oxidative Induction Time (OIT)
- Heat of interaction (ITC)

All DSC fulfill all relevant international standards such as

ASTM E967, ASTM E968, ASTM E793, ASTM D3895, ASTM D3417, ASTM D3418, DIN 51004, DIN 51007, DIN 53765 and ISO 11357 and thus guarantee reproducible and standard-compliant results.


Instrument Overview




HDSC L62/DTA



IBC L91
80/300



DSC L63



Chip DSC L66
Basic/Advanced/Ultimate

- -150 °C up to 2400 °C
- Up to 10^{-5} mbar
- Sample robot up to 42 positions
- -40 °C up to 90 °C
- Isothermal battery calorimeter
- Heat flow, temperature & battery performance
- -170 °C up to 750 °C
- Sample robot up to 90 positions
- Flexible cooling options
- -150 °C up to 600 °C
- Highest resolution
- User exchangeable sensor
- unsurpassed sensitivity



Linseis Calneos Applications

NEW Linseis Calneos - Product Line

With the acquisition of Calneos, Linseis is expanding its expertise in calorimetry for **life sciences, pharmaceuticals and materials research.**




Instrument Overview



CAL L92

- -60 °C up to 170 °C
- Scan rates 0.001 to 5 °C/min
- Ultra high sensitivity
- measurement under pressure up to 1000 bar



UDSC L64

- -60 °C up to 160 °C
- Scan rates up to 10 °C/min
- Tailored for protein stability analysis



UDSC L64-LT

- Low temperature option
- -170 °C up to 50 °C
- Cooling without using LN₂



The
A na

Overview
Thermal Analysis



Thermal Analysis

Simultaneous Thermal Analysis



STA Overview

Measurable Properties

DSC

- Heat Capacity (C_p)
- Enthalpy (ΔH)
- Endo-/ Exothermic
- Phase changes
- Melting temperature (T_m)
- Glass transition temperature (T_g)
- Crystallization temperature (T_c)


- Thermal stability
- Oxidative stability
- Oxidative Induction Time (OIT)

TGA

- Compositional analysis
- Mass Change
- Residual mass

The simultaneous measurement of mass change (**Thermogravimetry / TG**) and energy conversion (**Differential Scanning Calorimetry / DSC**) on a single sample (Simultaneous Thermal Analysis – STA) offers a considerable information advantage over separate measurements in different devices.

Instrument Overview



STA L81

- -150 °C up to 2400 °C
- Tri-Couple DTA measuring-system
- Patentet "Forced Flow" method



STA L82

- RT up to 1100 °C
- Sample robot up to 90 positions
- Temperature precision: 0.001 °C



STA/TGA HP L85

- RT up to 1200 °C
- High Pressure STA: up to 150 bar
- customized pressure solutions on request



TGA Overview




STA HP L84

- RT up to 1800 °C
- extremely high resolution and long-term drift stability
- Pressure range up to 150 bar



STA/TGA L86

- -150 °C up to 1000 °C
- RT up to 2400 °C
- up to 10⁻² mbar vacuum
- Temperature precision: 0.001 °C



STA L81 Nuclear

- -150 °C up to 1000 °C
- RT up to 2400 °C
- For nuclear materials
- Sample robot up to 42 positions

TGA Instrument Overview

Our thermobalances (TGA) operate in accordance with the following national and international standards:

ASTM E1131, D3850, ISO 11358, DIN 51006, ISO/DIS 9924



TGA L81

- -150 °C up to 2400 °C
- MS/FTIR coupling for evolved gas analysis
- High-resolution microbalance



TGA L83

- RT up to 1100 °C
- Ultra-high-resolution microbalance
- Flexible atmosphere control with MS/FTIR coupling capability



TGA/GSA L87 MSB

- -196 °C up to 2400 °C
- For high-pressure and reactive gas environments (up to 150 bar)
- Ideal for sorption, gas-solid interaction, and advanced material research

Gravimetric Sorption Analysis



GSA Overview

Measurable Properties

- Adsorption and desorption capacity
- Sorption isotherms
- Diffusion coefficients
- Permeability and storage capacity
- Gas-solid interaction strength

Our integrated solutions offer the possibility to control the pressure, temperature and gas dosing independently of each other using the supplied software.

We offer two different load cells, a mechanical microbalance and a magnetic levitation balance. The magnetic levitation balance offers a unique, hermetically sealed measuring cell for highly reactive gases.

Instrument Overview



GSA L81



GSA L84



GSA L87

- -150 °C up to 1600 °C
- Pressure range up to 15 bar
- Ideal for routine material screening

- -150 °C up to 1800 °C
- Higher measurement sensitivity
- For advanced material research

- -170 °C up to 1800 °C
- High pressure and reactive gas capability
- Maximum precision for gas/solid interaction studies

Thermomechanical Analysis


Measurable Properties

- Coefficient of thermal expansion (CTE)
- Dimensional stability
- Elastic and viscoelastic deformation
- Glass transition
- Softening and transition temperatures
- Creep behavior under load

All TMA devices operate in accordance with the following national and international standards:

ASTM E831, E1545, ISO 11359 (Part 1-3), DIN EN ISO 11359

Instrument Overview



TMA L71

- RT up to 1000 °C
- High-resolution expansion and deformation measurement
- Robust platform for routine QC and material characterization



TMA L72

- RT up to 1600 °C
- Force control and measurement sensitivity
- For high temperature research

TMA Overview





Pilatus

Overview
Dilatometry



Dilatometry

Dilatometry

Measurable Properties

- CTE
- Linear thermal expansion
- Sintering temperature
- Phase transformations
- Softening points
- Decomposition temperatures
- Glass transition temperatures


All **Dilatometers** comply with international standards such as **ASTM E228, D696, DIN 51045, DIN EN 821** and guarantee reproducible, standard compliant results.

Instrument Overview



DIL L73
Laser

- -180 °C up to 1000 °C
 - Vacuum, inert, reducing or oxidizing atmospheres for universal material testing
- Resolution: up to 0.3 nm



DIL L75 HP

- RT up to 1800 °C
- Vacuum: $10E^{-4}$ mbar
- Optional pressure controllable gas mixing system (MFC's)



DIL L75/L76
Horizontal

- -180 °C up to 2800 °C
- Push rod technology
- Versatile system for routine, research and development applications




DIL L74 OD/HM

- -100 °C up to 2000 °C
- Contact angle measuring with vacuum-tight sample chamber
- For fragile, soft or irregular samples



DIL L75
Vertical

- -263 °C up to 2800 °C
- Optional cryo extension under vacuum or controlled atmospheres
- Multiple furnace configuration



DIL L75
Quattro

- -180 °C up to 2800 °C
- Sample length up to 50 mm
- Sample diameter up to 7 mm
- Multiple furnace configuration



































DIL L78
RITA

- -150 °C up to 1600 °C
- Quenching and deformation dilatometer
- For simulation of industrial thermal processes

DIL Overview



The following table shall give an orientation concerning our dilatometers and their capabilities. For more detailed information please contact our product and application specialists.

Devices	DIL L75 Horizontal	DIL L75 Vertical	DIL L75 HP	DIL L75 Quattro
Info	Precision dilatometer for standard Applications	Vertical precision dilatometer for high and low temperature applications	High pressure process simulation dilatometer	High throughput four sample dilatometer
Measurement				
Coefficient of thermal expansion (CTE)				
Defined atmospheres				
High temperature range				
Multiple sample measurement				
Deformation/Quenching				
Contactless measurement				
Calculated DTA				
Relative density				
Temperature range	-180 °C up to 2800 °C	-263 °C up to 2800 °C	RT up to 1800 °C	-180 °C up to 2800 °C
Price	\$\$	\$\$	\$\$\$	\$\$



Measurement is possible











































Measurement is probably possible



Measurement is not possible

D I L A T O M E T R Y

DIL L73 Laser	DIL L74 HM	DIL L74 OD	DIL L76 Horizontal	DIL L78
Ultra high resolution dilatometer	Heating microscope for contact free shape detection	Optical non contact dilatometer	Horizontal standard pushrod dilatometer	Rapid heating, quenching and deformation dilatometer
				
				
				
				
				
				
				
				
-180 °C up to 1000 °C	-100 °C up to 500 °C	-100 °C up to 500 °C	RT up to 1600 °C	-150 °C up to 1600 °C
\$\$\$	\$\$	\$\$	\$	\$\$\$

Thermop Plastic

Overview
Electrical Properties



Overview
Thermal Conductivity



ophysical rties


Thermal Conductivity

Measurable Properties


- Thermal conductivity (λ)
- Thermal diffusivity (α)
- Specific heat capacity (C_p)
- Thermal effusivity
- Thermal resistivity

The thermal conductivity is determined internationally according to established standards such as **ISO 22007**, **ASTM E1461** depending on the measurement method used. In particular, the laser flash method according to **ISO 22007-4** and **ASTM E1461** is considered the globally recognized standard for the precise determination of the thermal diffusivity and derived thermal conductivity of solids over a wide temperature range.

Instrument Overview




LFA L51



LFA L52



THB L56
Basic/Advanced




TIM L58
Basic/Advanced




HFM L57
200/300/600




TF-LFA L54



TFA L59



PLH L53



LZT L33

Wiki Thermal Conductivity



The following table shall give an orientation concerning measurement devices and their capabilities. For more detailed information please contact our product and application specialists.

Devices	LFA	TIM	THB
Info	Most universal tool	For thermal interface materials	For fast and easy measurement
Measurement			
Thermal Conductivity	😊	😊	😊
Thermal Diffusivity	😊	😞	😊
Specific Heat Capacity	😊	😞	😊
Thermal Resistivity	😊	😊	😞
Defined Pressure on Sample	😊	😊	😊
Atmosphere	😊	😞	😊
Temperature range	-125°C to 2800°C	-30°C to 450°C	-150°C to 700°C
Price	\$\$ -\$\$\$	\$\$	\$
Sample Type			
Solid	😊	😊	😊
Liquid	😊	😊	😊
Powder	😊	😊	😊
Paste	😊	😊	😊
Pad	😊	😊	😊
Thin films	😊	😊	😞



Measurement is possible



Measurement is probably possible



Measurement is not possible

THERMAL CONDUCTIVITY

HFM	TFA	TF-LFA	PLH
For insulating materials	Full analysis of thin films	For nm to μm films	For μm to mm films
			
			
			
			
			
			
-35°C to 90°C	-160°C to 280°C	-100°C to 500°C	RT to 300°C
\$\$	\$\$\$	\$\$\$	\$\$
			
			
			
			
			
			

Electrical Properties



Wiki Thermoelectric materials

Measurable Properties

- Thermal conductivity (λ)
- Thermal diffusivity (α)
- Seebeck coefficient
- Electrical resistivity
- Hall constant
- ZT characterization

Instrument Overview




LSR L31



LSR L32




HCS L36
Basic/Advanced/Ultimate



TEG L34



LZT L33



TFA L59

The following table shall give an orientation concerning measurement devices and their capabilities. For more detailed information please contact our product and application specialists.

Devices	LSR	LZT	HCS	TFA	TEG
Info	Most universal tool	Combination of LSR + LFA	Determination of Hall properties	Full analysis of thin films	For thermal interface materials
Measurement					
Seebeck coefficient	😊	😊	😊	😊	😊
Electrical Resistivity	😊	😊	😊	😊	😊
Hall constant and mobility, charge carrier concentration	😞	😞	😊	😊	😞
Thermal Diffusivity	😞	😞	😞	😞	😞
Thermal Conductivity	😞*	😞	😞	😊	😊
Complete ZT characterization	😊	😞	😞	😊	😞
Temperature range	-160°C to 1500°C	-100°C to 1100°C	-160°C to 600°C	-160°C to 280°C	-30°C to 300°C
Price	\$\$	\$\$\$	\$	\$\$\$	\$\$
Sample Type					
Solid	😊	😊	😞	😞	😊
Thin films	😊	😊**	😊	😊	😞

* Calculated thermal conductivity from the Harman method for direct ZT measurement. The Harman method is only applicable for good thermoelectric samples from -100°C to +300°C.

** Seebeck and resistivity of thin films can be measured, but the Harman method is only applicable to solids, not thin films.



Measurement is possible



Measurement is probably possible



Measurement is not possible

LINSEIS

pushing boundaries

LINSEIS GmbH Germany

Vielitzerstr. 43
95100 Selb

Tel.: (+49) 9287 880 0
E-mail: info@linseis.de

LINSEIS Inc. USA

109 North Gold Drive
Robbinsville, NJ 08691

Tel.: (+1) 609 223 2070
E-mail: info@linseis.de

LINSEIS China

Kaige Scientific Park
Room 120, Building T3, No.1220
Yuqiao Road, Pudong, Shanghai

Tel.: (+86) 61 90 12 03
Tel.: (+86) 50 55 06 42
E-mail: info@linseis.com.cn

LINSEIS India

Plot 65, 2nd Floor, Sai Enclave,
Sector 23, Dwarka05-800
110077 New Delhi

Tel.: +91-11-42883851
E-mail: sales@linseis.in



WWW.LINSEIS.COM